



Ohio Gauge Alarm Retro-Fit Manual v1.2



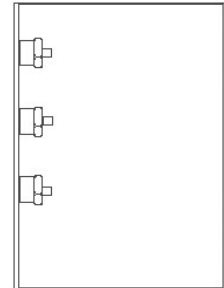
PRODUCT SPECIFICATIONS

The Amico retro-fit alarm will allow an existing Ohio alarm to be replaced, without removing the existing back box and pipe-stubs.


The filler frame enables the Amico Alert-2 Microprocessor alarm front assembly to sit on the wall of the existing alarm panel box. The filler frame acts like a spacer between the Ohio box and the front assembly. Please make sure the power source at the breaker panel is turned off before replacing the power supply. The gas supply may also be required to be shut off.

INSTALLATION INSTRUCTIONS

Remove all internal components of the Ohio alarm (mother board, power supply, sensors and all wiring). Remove the front frame and the display modules from the back box.

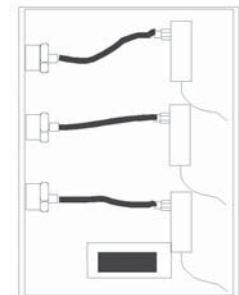


Ensure that the back box is clear of ALL screws, studs, stand-offs and insert tabs.



Add the power supply to the far left corner of the back box assembly. Use 4 tapping screws to hold power supply into box. Use tapping screws for grounding wires. Please note, tapping screws are not supplied by Amico.

Connect the Alert-2 sensor, which contains the male quick-connect, to the already installed hansen female fitting. Note: You will have to use flexible tubing to off-set the sensors.




Attach the Amico filler frame to the wall surface. Ensure that the box on the wall is centered to the top of the filler frame (this may vary based on spacing). Attach the bottom plate to the bottom of the alarm box to cover the gap.

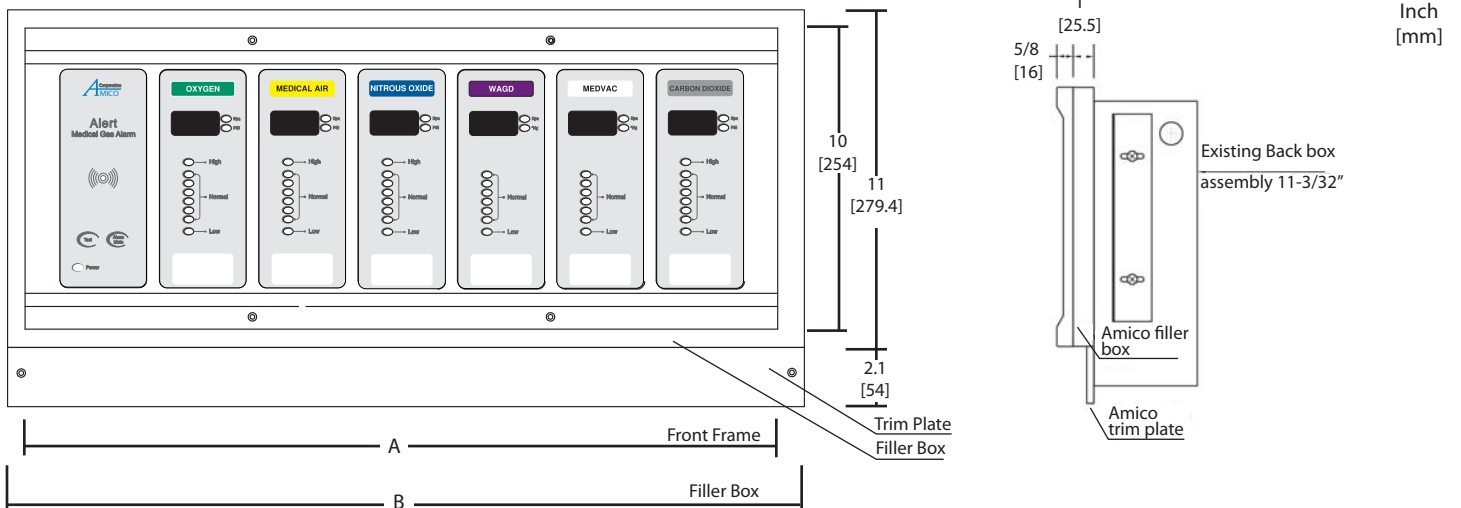
Install the front assembly and follow the "Alert -2 Alarm Installation and Operation Manual".

Note: The Ohio Alarm is supplied with both the Alert-2 and Retro-Fit Alarm Manual.

A complete alarm assembly conversion from Ohio to Amico.



PRODUCT DIMENSIONS



Number of Display Modules	A	B	Gang
1 module	8 (203)	9.5 (241)	2
From 1 to 2 modules	12 (305)	12.75 (324)	3
From 1 to 3 modules	15 (381)	16 (406)	4
From 1 to 4 modules	18 (465)	19.3 (490)	5
From 1 to 6 modules	25 (635)	25.9 (658)	7



85 Fulton Way, Richmond Hill
Ontario, L4B 2N4, Canada

31 Sprague Avenue, Amityville
NY 11701, USA

Toll Free Tel: 1.877.462.6426
Toll Free Fax: 1.866.440.4986
Tel: 905.764.0800 | Fax: 905.764.0862
www.amico.com

represented by: